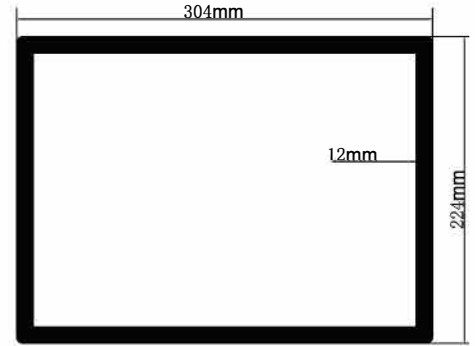


AD PANNEL

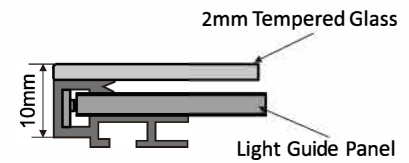
Features

- MIZUBISHI PMMA LGP, DSE technology
- 2mm Tempered Glass on the surface
- Light Transmittance 90%
- Surface 3000lux as standard, other option available
- Max size 1200*800mm

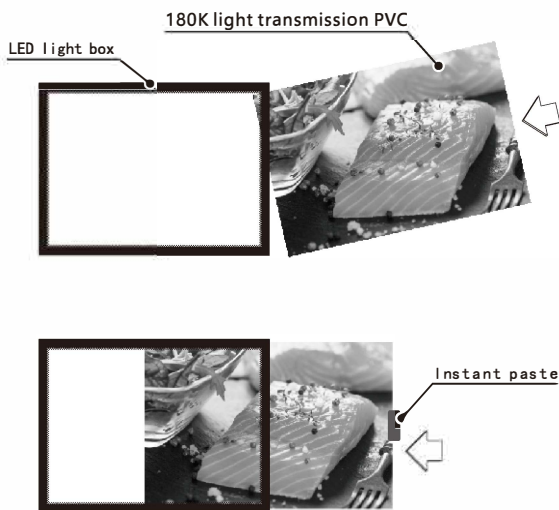


Specification

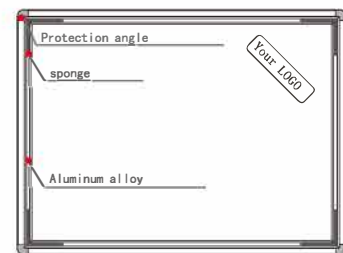
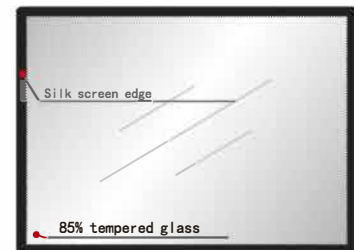
| Code | LED panel size(mm) | Picture size(mm) | Watt. (W) | NW(kg) |
|------------|--------------------|------------------|-----------|--------|
| AD-A4 | 304×224 | 297×210 | 3W | 0.6kg |
| AD-A3 | 427×312 | 420×397 | 9W | 1.2kg |
| AD-A2 | 601×435 | 594×420 | 13W | 1.8kg |
| AD-A1 | 848×609 | 841×594 | 18W | 3.6kg |
| D-B1 | 1007×722 | 1000×707 | 22W | 7.7kg |
| AD-120×600 | 1200×600 | 1185×593 | 26W | 7.6kg |
| AD-380×380 | 380×380 | 373×365 | 9W | 1.3kg |



Picture insertion lamp box



Front and back:



Installation

